



2017

2018-022

002774

2018 04

.....	5
.....	8
.....	18
.....	35
.....	53
.....	58
.....	58
.....	59
.....	64
.....	70
.....	

		2017 1 1 12 31
		2017 1 1
		2017 12 31

			002774
	IFE Elevators Co., Ltd.		
	IFE Elevators		
	523660		

74975387.1698278954.1623.71%65847604.2158013919.3788898055.4


	91441900708017879M

1998

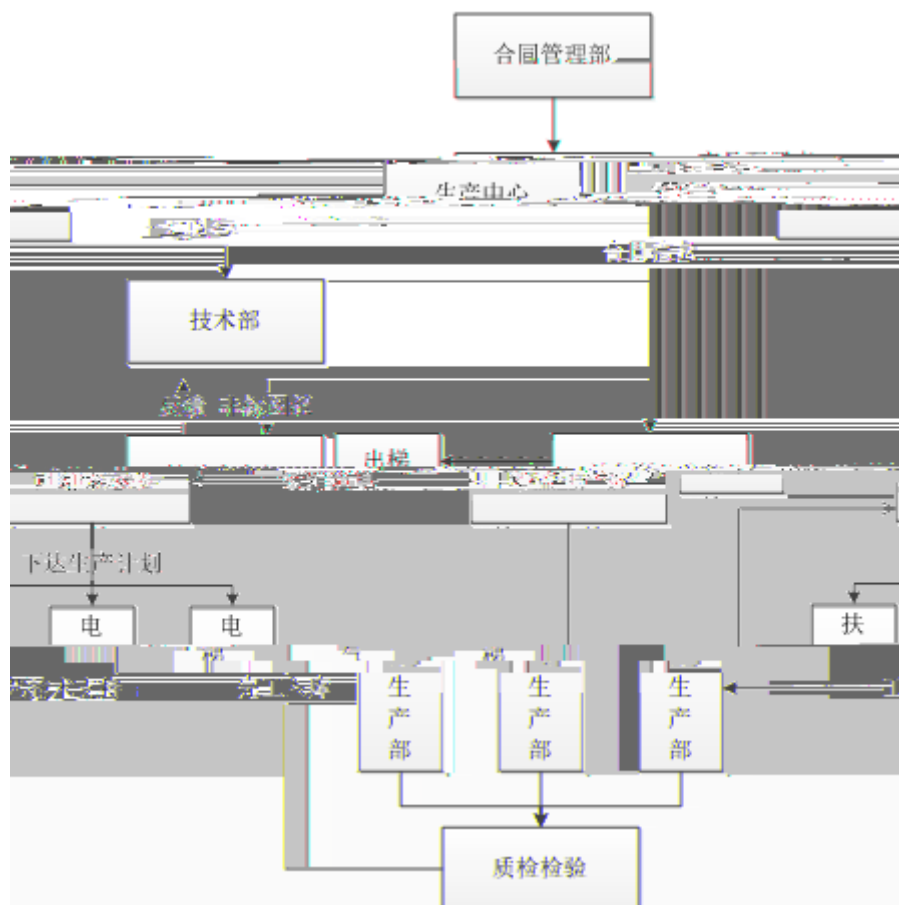
15 23

2 6

1

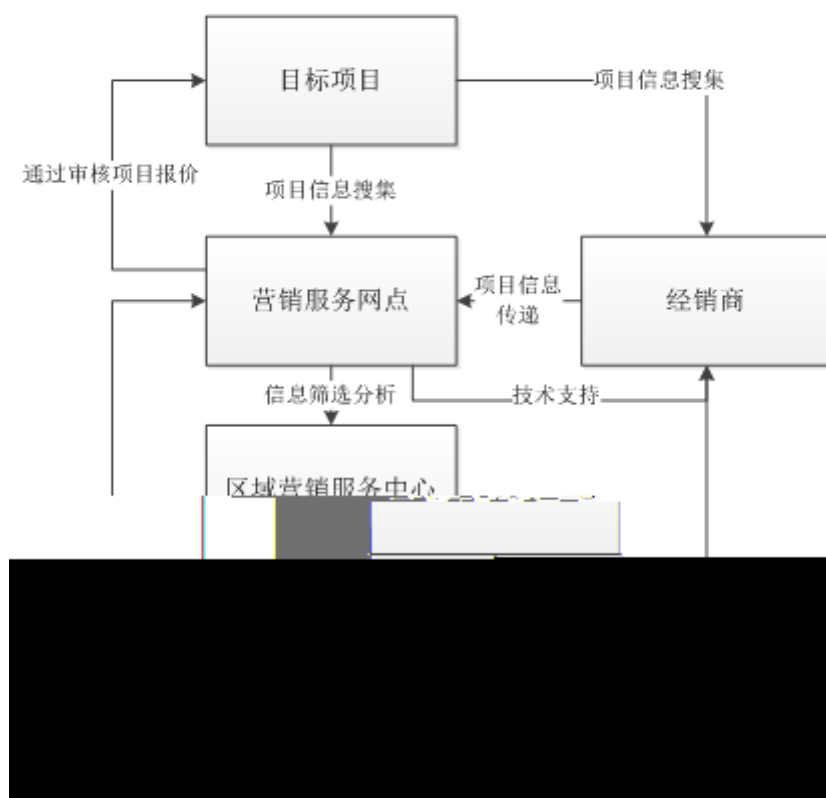
				kg	(m/s)
			Metis 6		
			METIS 6S		
			METIS-CR		
			METIS-CR1		
			Metis-HS	Q	
			Metis-FL		
			JoyMore 6		
			JoyMore 7	Q 1050	
			JoyMore-CR	Q 1600	1.75
			JoyMore-IV		
			JoyMore-HL		0.4
			Villux		0.4
			BuildingEye-ME		
			BuildingEye-JO		
			Vamb-ME		
		Vamb-JO			

1



3

1



1

"

"

"

"

"

"	"	"	
	EN 81-20 & EN 81-50	EN 12015 & EN 12016	75kW
CNAS	EMC	CE	EN 115 EN 12015 & EN 12016
37kW			

3

2010 HDB "

4

—Oracle
Oracle PO INV
MPS/MRP BOM SM OM GL
AP FA AR CST14

	749,025,499.92	100%	782,291,010.98	100%	-4.25%
	745,116,567.60	99.48%	777,680,765.23	99.41%	-4.19%
	3,908,932.32	0.52%	4,610,245.75	0.59%	-15.21%

568,905,148.27

8

	210,157,740.23
	28.20%

	68,441,481.84	64,885,462.24	5.48%	
	-1,340,381.78	-2,522,446.52	-46.86%	

4

		2,260.82		3.02%			
	1			EI 120		METIS-CRI	
2	2000KG	4M/S	CE	2000KG	2.5M/S	CE	75KW
CE		84M					
							3

	465,865,511.80	-45,748,001.00	-1,118.33%
	62,345,435.94	25,162,504.25	147.77%

1			30.88%
2			16,146.78%
3			1,118.33%
4.62	2016	2015	4,519.80

€4%

1

	2017		2016			
	362,878,403.36	25.17%	304,916,566.77	33.96%	-8.79%	
	157,299,473.84	10.91%	145,459,941.90	16.20%	-5.29%	
	185,355,795.29	12.86%	187,732,775.55	20.91%	-8.05%	
	3,811,667.64	0.26%	2,341,246.29	0.26%	0.00%	
		0.00%		0.00%	0.00%	
	126,410,689.53	8.77%	132,830,539.94	14.79%	-6.02%	

3

1

62,707,013.30	0.00	

2

3

4

5

1

2017		46,159.86	3,530	3,530	0	0	0.00%	43,296.86		0

--

		43,296.86				
	2017	9	29		2017	10 16
2017						
				5,410.94		1,500
	2017	4	20		2017	5 16
2016						
3.5						
				2017	12	31
	67,500.00			548.30		
			3			

	()		(1)		(2)	(3) (2)/(1)					
1		6,212.89	6,212.89	1,448.96	1,448.96	23.32%	2020	03	31		
2		9,630.96	9,630.96	152.96	152.96	1.59%	2020	03	31		
3		21,226.06	21,226.06	59.2	59.2	0.28%	2020	03	31		
4		4,706.5	4,706.5	1,704	1,704	36.21%	2018	03	31		

4

5

10%

10m/s

12000kg

6

IE

7

/ /

1

20.1%

2016

85.1

2015

2003

8.44

11.97%

2015

76

700

2

90%

3

1



2016

1

	205,754,281.58
	100%

20

1

	;	;					/	/
					/	/		
			/				/	/
			"				/	/
				/	/			
	;		/	/		/	/	
	;							
	;							
	;							

				"			
			"				
						/ /	
						o	

2

2017 16 --- 2017 6 12
2017 1 1 2017 1 1

2017 2017 30
2017

2017 30

1.		6,406,623.92		3,734,305.04	

	0	0
	7,138,913.71	-1,089.48

1 2017 8 2

1200

()

1

2



3**1**

		28,000	14,000	0
		32,500	32,500	0
		2,000	2,000	0
		62,500	48,500	0



2

4

1

2

3

1 2017 6 12

2017-026

2 2017 8 2

2017 6 15
(www.cninfo.com.cn)

2018 3 29
2018-018

2017-027
ASIC

1



		1,111,000		1,111,000
3				
		903,200		903,200
		519,400		519,400
		507,521		507,521
#		463,400		463,400
4		382,241		382,241
		350,000		350,000
		300,300		300,300
5		274,340		274,340
10 10 10				
10	4			

10

10

V

10		





				53	2012 06 06	2018 06 05	59,429,655	0	0	0	59,429,655
				45	2012 06 06	2018 06 05	16,322,078		0	0	16,322,078
				52	2012 06 06	2018 06 05	0	0	0	0	0
				46	2012 06 06	2018 06 05	0	0	0	0	0
				68	2015 06 05	2018 06 05	0	0	0	0	0

1

1990 9 1965 2 1986 6 1988 10 1988 11
1990 9 1990 10 1998 8 1998 9

1973 1 1998 11

1966 7 1986 7 2000 6 378 2000 6

" "

1998 8 1972 12 1998 8 1994 7

1

2017		100.00%	2017 02 08	2017 02 08	
2016		75.01%	2017 05 16	2017 05 17	2017 5 17 www.cninfo.com.cn 2016
2017		73.74%	2017 07 12	2017 07 13	2017 7 13 www.cninfo.com.cn 2017
2017		75.00%	2017 10 16	2017 10 17	2017 10 17 www.cninfo.com.cn 2017

2

1

	11	11	0	0	0		4
	11	11	0	0	0		4

2

	2018 04 24
	2018 4 24 (www.cninfo.com.cn)





2.

1

2

3

4

5

6

1

65.46% " " 2017 12 31 18,535.58

2

1

2

3

4



2017

	397,521,046.00	16,999,054.09
	-384,837.88	-500,658.80
	9,683,357.32	7,916,325.68
	52,590,836.35	44,894,610.66
	205,754,281.58	138,475,120.11
	999,964,683.37	458,884,451.74
	1,141,250.40	-438,067.44
	1,001,105,933.77	458,446,384.30
	1,441,793,900.77	897,840,707.97

2


	341,303,231.75	290,677,353.60
	660,000.00	

	34,689,202.59	29,328,495.20
	3,811,667.64	2,341,246.29
	126,311,751.85	132,691,314.75
	303,580.07	
	20,467,300.23	21,471,216.83
	919,308.96	944,324.16
	7,974,461.97	6,881,837.74
	56,115,725.00	
	250,592,998.31	193,658,434.97
	1,403,117,592.19	858,800,383.67
	17,604,492.57	

	377,517,494.05	

	-108,256.16	-12,639.80
	115,820.92	31,425.92
	115,820.92	31,425.92
1.		
2.		
	115,820.92	31,425.92
1.		
2.		
3.		
4.		
5.	115,820.92	31,425.92
6.		

	767,961,129.75	840,898,260.66



	251,100,000.00				16,999,054.09		-532,084.72	6,244,008.55	34,500,062.10		95,788,715.51	-425,427.63	403,674,327.90

1									10,394,548.56		-10,394,548.56		
2													
3											-45,198,001.00		-45,198,001.00
4													
1													
2													
3													



7

8

2

		20-25	5%	3.8%-4.75%
		10-15	5%	6.33%-9.5%
		5-10	5%	9.5%-19%
		3-5	5%	19%-31.67%
		5-8	5%	11.88%-19%

3

19

20

21

1

1

2

2

23

26

27

28

127

3

29

1

2

30

/

1



2

1

			17%	12%	11% 10%
			5%		
			15%	25%	28% 16.5%

	25%
	0%
	25%
	28%

	4,278,433.54	12,211,855.14
	362,878,403.36	304,916,566.77

3

741,773.48

2

1

	660,000.00	
	660,000.00	

3

1

	19,613,137.62	9.79%	12,355,528.42	63.00%	7,257,609.20	16,369,127.50	8.96%	10,795,290.00	65.95%	5,573,837.50
	168,523,256.80	84.09%	22,945,290.99	13.62%	145,577,965.81	158,525,780.14	86.75%	22,313,027.61	14.08%	136,212,752.50

	1,808,999.00	904,499.50	50.00%	
	1,336,770.00	668,385.00	50.00%	
	1,328,438.00	664,219.00	50.00%	
	1,292,800.00	646,400.00	50.00%	
	1,285,000.00	642,500.00	50.00%	
	1,015,579.40	507,789.70	50.00%	
	19,613,137.62	12,355,528.42	--	--

--	--	--	--

2

		(%)
Cranex Limited	2,411,664.60	37.64
	290,100.00	4.53
	264,819.06	4.13
(254,200.00	3.97
	212,000.00	3.31
	3,432,783.66	53.58

5

1

7

	440,000,000.00	
	22,201.26	
	540,715.93	
	20,245.63	
	27,850.00	
	440,611,012.82	

8

1

4.	8,543,288.96	768,816.17		9,312,105.13
1.				
2.				
1				
3				
1				
2				
4.				
1.	2,463,845.89	1,347,821.75		3,811,667.64
2.	949,292.29	1,391,954.00		2,341,246.29

2 .

3

	296,842,800.00	713,791.00	303,580.07			1,017,371.07	--	--				--

3

1.	69,566,316.90			2,048,314.98	71,614,631.88
2.	71,237,846.37			2,491,867.82	73,729,714.19

12

	944,324.16		25,015.20		919,308.96

		17,604,492.57	22,106,264.60
		17,604,492.57	22,106,264.60

		105,873,588.67	73,933,951.69
		6,073,887.72	792,221.71
		111,947,476.39	74,726,173.40

		180,401,343.70	181,400,025.36
		51,896,713.19	72,907,250.66
		232,298,056.89	254,307,276.02

2

1

--	--	--

	556,495.86	1,223,836.42
	626,087.07	886,547.50
	180,761.45	180,302.93
	8,808.74	75,160.72
	12,640,261.70	19,781,355.75

20

1

	2,679,978.81	2,840,177.10
	1,851,718.72	4,059,919.23
	4,531,697.53	6,900,096.33

21

	1,088,243.90	
	1,088,243.90	

22

	8,654,965.64	7,354,101.66	
	8,654,965.64	7,354,101.66	--

23

--	--	--

30



33

	650,003.10	425,660.72
	16,887,564.53	15,487,484.59
	6,761,705.46	4,618,306.58
	2,242,878.60	2,156,068.92
	1,796,576.91	1,758,301.91
	1,816,745.88	2,196,598.26
		1,785,257.36
	2,210,601.23	2,202,737.51
	22,608,225.92	24,190,358.41
	13,467,180.21	10,064,687.98
	68,441,481.84	

37

\ \ \	348,065.00	-2,052.99
	348,065.00	-2,052.99

38

	6,406,623.92	
	6,406,623.92	

39

	470,602.14	4,984,305.04	470,602.14
	522,039.74	504,608.92	522,039.74
	992,641.88	5,488,913.96	992,641.88

								/
							233,199.96	

41

1

	14,343,467.53	20,402,917.15
	-1,118,738.28	-1,968,105.37
	13,224,729.25	18,434,811.78

2

		88,091,860.25
/		13,213,779.04
		477,596.76
		531,155.33
		-997,801.88
		13,224,729.25

42

43

1

	5,839,473.02	4,179,751.96
	2,465,679.55	797,366.05
	3,366,151.85	1,357,832.21
	13,259,178.69	6,240,279.21
	24,930,483.11	12,575,229.43

	2,766,952.79	6.5342	18,079,822.92

2

3

	4.88%

4



2

1

2017 12 31

2

1

2

3

1

2

	22,431,600.00
	0.00

3

4

1

1**1**

	17,668,257.20	9.16%	10,410,648.00	58.92%						

1			
1	109,592,310.88	5,479,615.55	5.00%
1	109,592,310.88	5,479,615.55	5.00%
1 2	21,116,733.25	2,111,673.33	10.00%
2 3	11,569,216.25	3,470,764.87	30.00%
3	14,978,937.69	11,223,925.51	74.93%
3 4	4,537,320.87	2,268,660.43	50.00%
4 5	7,431,758.68	5,945,406.94	80.00%
5	3,009,858.14	3,009,858.14	100.00%
	157,257,198.07	22,285,979.26	

		(%)			(%)	
	6,322,015.71					

1			

1 6,178,230.24

		100,000.00			
		40,000.00			

2017

2018 4 20

